


UF120

Blue Fan

DEEPCOOL 

COMPONENTS LIST



①



②



③



④

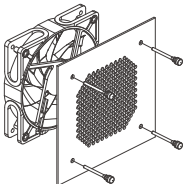
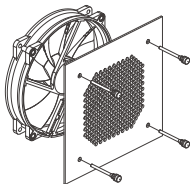
① UF Series

② De-Vibration Buckle

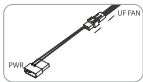
③ 4-pin PSU Adapter

④ Low Noise Adapter(7V)

HOW TO USE



NOTES FRO 2 ADAPTERS

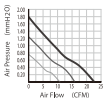


4-pin PSU Adapter:
Connect the small 4-pin male connector to the UF fan; Connect the big 4-pin connector to PSU; Input Voltage will be fixed at 12V and UF fan will run at corresponding high speed.



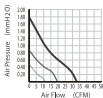
Low-noise Adapter(7V):
Connect the small 4-pin male connector to the UF fan; Connect the big 4-pin connector to PSU; Input Voltage will be fixed at 7V and UF fan will run at corresponding speed with low noise.

P&Q CURVE



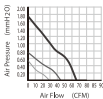
— 2200RPM — 1500RPM — 900RPM

UF80



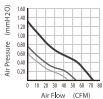
— 1800RPM — 1200RPM — 900RPM

UF92



— 1500RPM — 800RPM — 500RPM

UF120



— 1200RPM — 800RPM — 700RPM

UF140



EN For more information, please check our website at:

www.deepcool.com

DE Für weitere Informationen besuchen Sie bitte unsere Website unter:

www.deepcool.com

FR Pour plus d'informations, merci de visiter notre site internet:

www.deepcool.com

ES Para más información, por favor, visite nuestra página en:

www.deepcool.com

RU Больше информации на сайте: www.deepcool.com

AR www.deepcool.com

للمزيد من المعلومات , يرجى زيارة موقعنا على

ZH 如需要更多信息, 请浏览网站: www.deepcool.com
