MATREXX 55

USER GUIDE

www.deepcool.com

1. Specifications

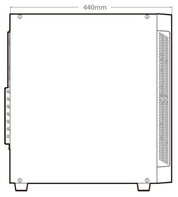



Specifications:

Product Dimensions (LxWxH)	465x210x480mm
Case type	Middle Tower
Material	ABS+SPCC (Panel thickness: 0.6mm)
I/O Panel	USB3.0×1/USB2.0×2/Audio/HDx1/Mic×1

Expansion Slots&HDD Brackets:

Expansion Slots	7
2.5"Drive Bays	2+2
3.5"Drive Bays	2

Clearance:

Graphic Card	370mm
CPU Cooler	168mm
Cable Management	31mm
PSU Length	170mm

Cooling Fans Support:

Front	120mm×3
Top	120mm×2/140mm×2
Rear	120mm×1

Liquid Cooler Support:

Front	120/240/360mm radiator
Top	120/140/240/280mm radiator
Rear	120mm radiator

2. Hardware supports

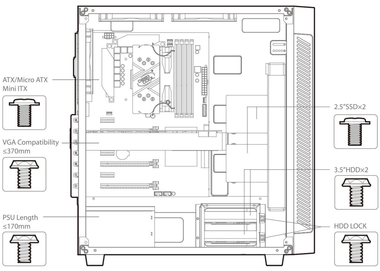

3. Cooling system supports

Top Fans Supports: 120mm fan×2/140mm fan×2 Radiator Supports: 120/140/240/280mm

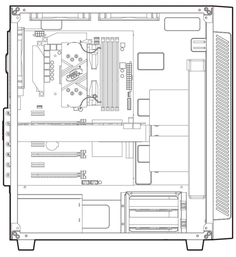

Rear
Fans Supports: 120mm fan×1
Radiator Supports: 120mm

Front
Fans Supports: 120mm fan×3
Radiator Supports: 120/240/360mm

4. RGB light control switch

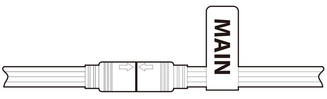

Default: Manual Control

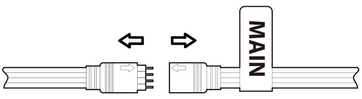

M/B AURA Control: Disconnect and switch the MAIN cable onto M/B

5. RGB_HEADER (AURA +12V,G,R,B)

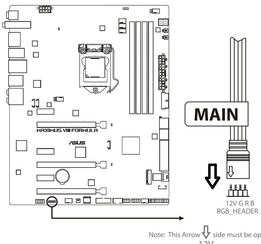

RGB_HEADER1/2/...
12V G R B

ADD_HEADER
+5V D

This cable can be only connected to RGB_HEADER (+12V,G,R,B) on ASUS Motherboards.
NOT for ADD_HEADER !

Note: This Arrow side must be opposite to the pin of 12V

6. Cable Connection & I/O Control

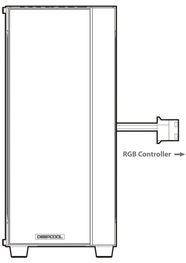

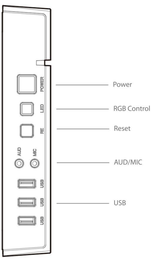

Enjoy Your Cool Life !